



BRANDYWINE VALLEY QUILTERS

November 2019 Block of the Month

Easy Does-It



Anne Marie Kiesling

610- 876-6552

7 1/2" unfinished 7" finished

The cornucopia can be traced as far back as ancient Greece about the fifth century B.C. and the word is derived from two Latin words "cornu" meaning "horn" and "copia or copiae" meaning "plenty". It was made of a goat's horn and is the symbol of abundance harvest. Today, the woven, trumpet-like woven basket may contain fruits, vegetables, nuts, grains, breads, leaves, flowers and even cattails. The cornucopia is used as a symbol on the Idaho, New Jersey and Wisconsin State Flags and Seals and only on North Carolina state seal. The cornucopia has continued as a symbol associated with the Thanksgiving holiday in North America.

This month's fabric is flannel and not cotton fabric.

This month you have a choice. A youth quilt block for a boy or girl up to the age of 10, ladies quilt block or men's quilt block. You may sew one and not the others or all three blocks. Sew as many as you want. There will be three different winners. One for the youth quilt blocks, one for the ladies quilt blocks and one for the men's quilt blocks. 7-1 cove f-wv sew CV LOC* of block&.

Fabrics:


Youth Quilt Block - One light to and including dark color flannel. It can be a print of animals, bicycles, cars, circus theme, farm theme, insects, planets, weather, solid, plaid, stripes, etc. and one contrasting print or solid of your choice for the strip. Ladies Quilt Block

Ladies Quilt Block - One light to and including dark color flannel. It can be a floral, floral and stripes together, paisley, garden theme, leaves, solid, plaids, stripes, etc. and one

Men's Quilt contrasting print or solid of your


Men's Quilt block - One light to and including dark color flannel. be racing car theme, leaves, sports, outdoor theme with bears or solid, plaids stripes, etc. and one contrasting print or solid of choice for the strip.

Youth Quilt Block



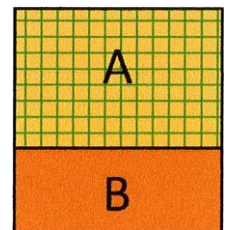
7 1/2 x 5 1/2

7 1/2 x 2 1/2



choice for the strip.

It can moose, your



Example 2

Example 1

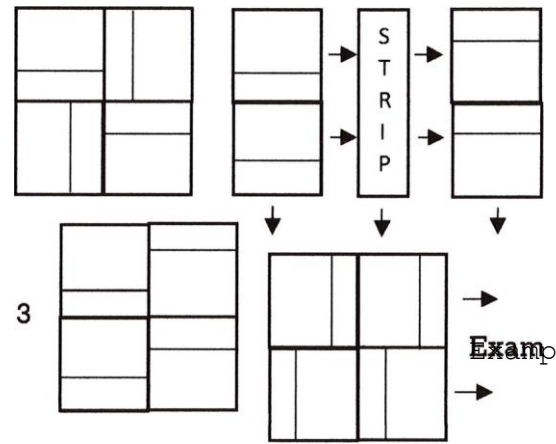
Note: The Blocks are to have a "scrap" appearance. Sewing:

Sew letter A to Letter B and press according to the arrow.

Suggestions: 1. An easy block for using scraps of corduroy, light-weight wool, denim, etc. 2. These blocks are great to make a horizontal or vertical strip quilt with or without the long strip piece. See the four examples at the right. Note: arrows indicate to continue across and/or up and down.

Anne Marie's Scrap Tip
 Pot scrubbers made from nylon netting work very well to remove threads from a rotary cutting mat.

Example 3



Example 4