

# B.Y.Q.

# BOM<sup>for</sup> Feb. 2017

EASY



10 1/2" UNFINISHED



WHAT'S NEEDED:

2 4" SQS. RED OR PINK PRINT

1 4 1/2" " " " "

1 4 1/2" WHT/WHT COTTON

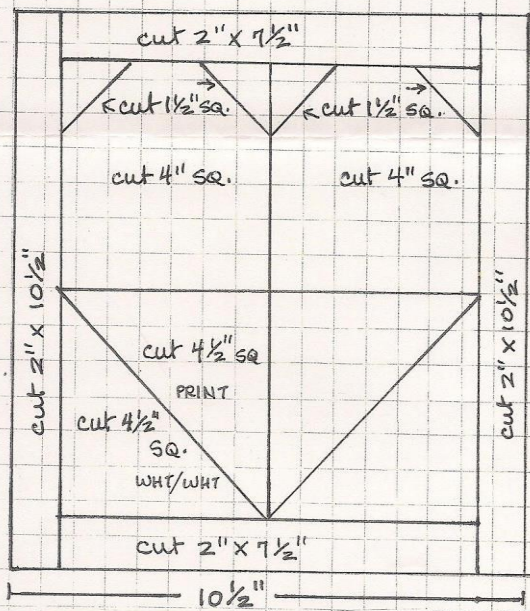
4 1 1/2" " "

1 2" X 36" SASHING STRIP WHT/WHT

**NOTE CORRECTION:**

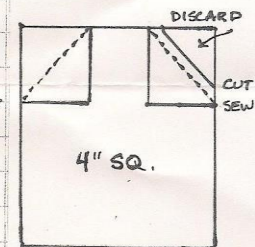


Sashing should be  
2" X 39"

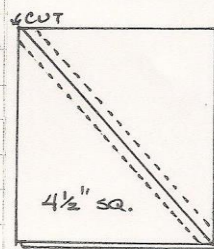


DIRECTIONS

SEW 1 1/2" SQS.  
TO CORNERS  
OF 4" SQS. →  
TRIM + DISCARD  
EXCESS. FLIP  
BACK. →



LAY WHITE ON  
PRINT FABRIC.  
DRAW DIAGONAL  
LINE + STITCH  
1/4" ON EITHER  
SIDE. CUT ON  
LINE. OPEN  
SEAMS + PRESS.



FOLLOW DIAGRAM TO PIECE BLOCK.

? CALL SONIA 610-269-0934