



# BVQ

# BOM for May 2015

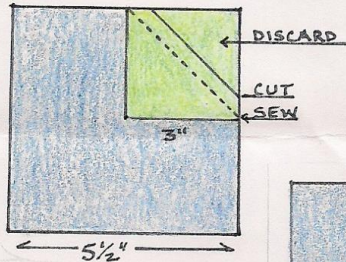


### WHAT'S NEEDED:

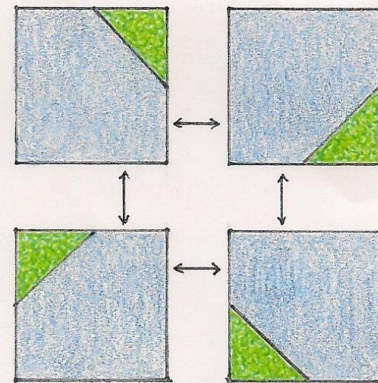
- 4 5 1/2" SQS. FLOWER COLOR
- 4 3" SQS. GREEN LEAF COLOR
- YO-YO, BUTTON OR BEADS FOR CENTER OF FLOWER.

### DIRECTIONS:

- PLACE 3" SQ. IN CORNER OF 5 1/2" SQ.
- SEW DIAGONAL LINE, TRIM 1/4" SEAM + FLIP FABRIC OVER.
- SEW THE 4 PATCHES TOGETHER FOLLOWING THE DIAGRAM.
- USING BUTTONS OR BEADS ETC., MAKE A CENTER FOR THE FLOWER.
- (PUT FABRIC SCRAP ON BACK FOR STRENGTH)



?? CALL SONIA  
60-269-0934



DIAGRAM

10 1/2" UNFINISHED