



BRANDYWINE VALLEY QUILTERS

July 2018 Block of the Month

Patriotic Disappearing Nine-Patch

Anne Marie Kiesling
610-876-6552

24 1/2 inch square unfinished (before cutting)
12 1/2 inch squares unfinished (after cutting) 11 3/4 inch squares finished

NOTE: Use 100% cotton fabrics, prewash the fabrics (do not use fabrics that run), use 1/4 inch seam allowance unless otherwise noted and use 8 or 9 stitches to one inch unless otherwise noted.

CUT:

- 4 8 1/2 inch squares from red patriotic prints with a lot of red
- 4 8 1/2 inch squares from sold white or white on white
- 1 8 1/2 inch square from blue patriotic print with a lot of blue

Note: Do not use florals

SEWING:

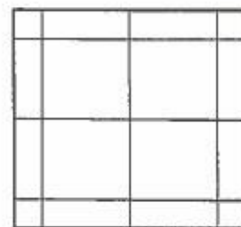
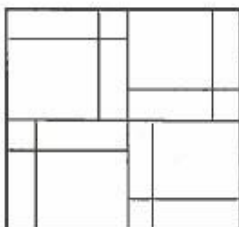
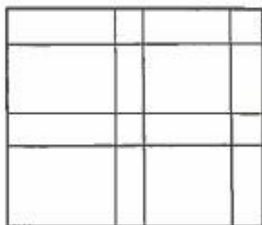
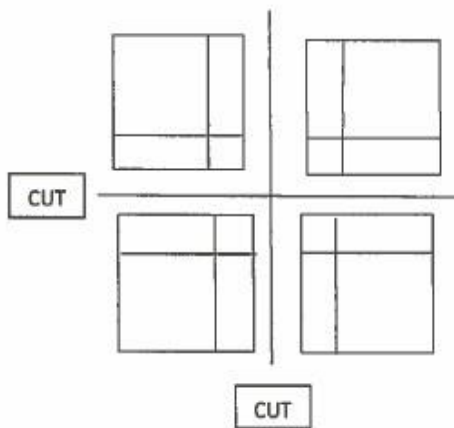
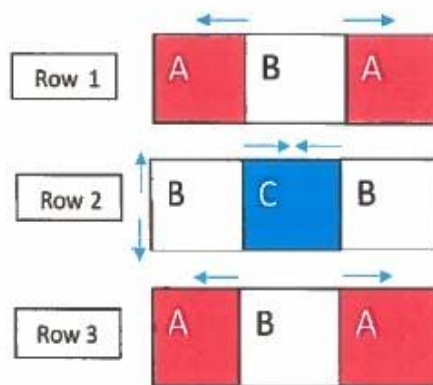
Sew each of the rows together as indicated and press the seams to one side according to the arrows. Sew row 1 to row 2 and sew row 2 to row 3. Press the seams according to the arrows. **Note:** This time use 14 – 15 stitches to one inch.

Cutting:

After the Nine-Patch is made, find the middle of the block top to bottom and use your ruler to draw a straight line and cut with scissors or rotary cut down the middle. Also, find the middle of the block left to right and again use your ruler to draw a line and cut with scissors or rotary cut side to side. Now you have 4 blocks. See example to the right.

Donation:

It would be very nice if everyone who makes this block to donate one block to the Quilts of Valor.



The four blocks can be arranged in many different directions. The blocks, above, are just three examples.